

**STATEWIDE K-12 AND LIBRARY E-RATE
CONSULTING AND MANAGEMENT
OUTCOMES REPORT 2019-2020**



Nevada Governor's
Office of Science,
Innovation and
Technology

**STATEWIDE K-12 AND LIBRARY E-RATE
CONSULTING AND MANAGEMENT
OUTCOMES REPORT 2019-2020**



ABOUT THE E-RATE PROGRAM

E-rate is a discount/reimbursement program for broadband and telecommunications services for schools and libraries (applicants). Discounts for applicants range from 20 to 90 percent based on the level of poverty and rural or urban status. Nevada public school districts on average receive a 70% discount rate.

The Office of Science, Innovation and Technology (OSIT) has contracted consultants from E-rate Central, a national leader in E-rate consulting, to engage Nevada schools and libraries to ascertain needs, provide customized consulting, assist with internal and external network design, and provide tailored application assistance in order to increase the amount of federal E-rate funding applied for and received.

As part of the Connect Kids Initiative, the Governor announced an investment of \$2 million for an E-rate state matching fund to provide up to an additional 10% funding for special construction build-out costs associated with highspeed broadband deployment. At the state-average 70% E-rate discount rate, that \$2 million investment can facilitate an \$18 million investment in federal E-rate program for new fiber-optic construction.

STATEWIDE K-12 AND LIBRARY E-RATE
CONSULTING AND MANAGEMENT
OUTCOMES REPORT 2019-2020



1,081

NEVADA ENTITIES
HELPED/ADVOCATED
FOR IN 2019-20

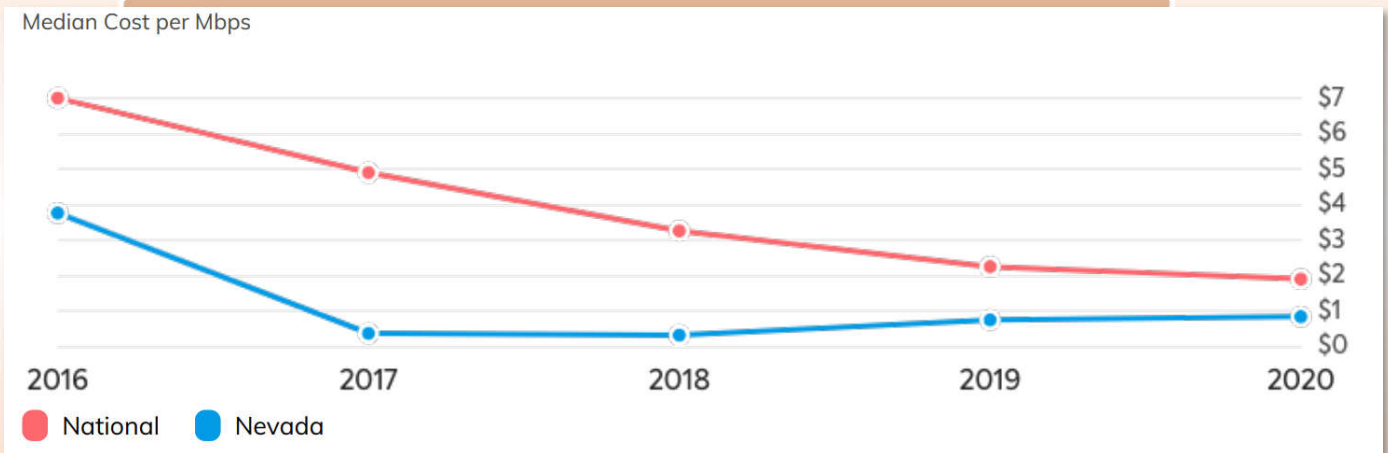
\$ 12.2M

TOTAL FEDERAL E-RATE
FUNDING REQUESTED IN FY2020

- Number of entities counts individual school and library sites. Data from USAC Entity Download Tool, <https://data.usac.org/publicreports/EntityDownload/Entity/Download>
- Acting as State E-rate Coordinator, OSIT tracks pending program deadlines, reviews all FCC Forms 470 and 471 for issues, and advocates on behalf of all NV applicants with the FCC and USAC.
- FY2020 E-rate funding amount includes \$9.29M Funded, \$2.9M Pending as of 10/22/2020.



Price per Mbps for WAN circuits decreased 58% since 2016



71%

PUBLIC K-12
SCHOOLS ARE
CURRENTLY AT
1 MBPS/STUDENT

100%

PUBLIC K-12
SCHOOLS ARE
SCALABLE TO
1 MBPS/STUDENT

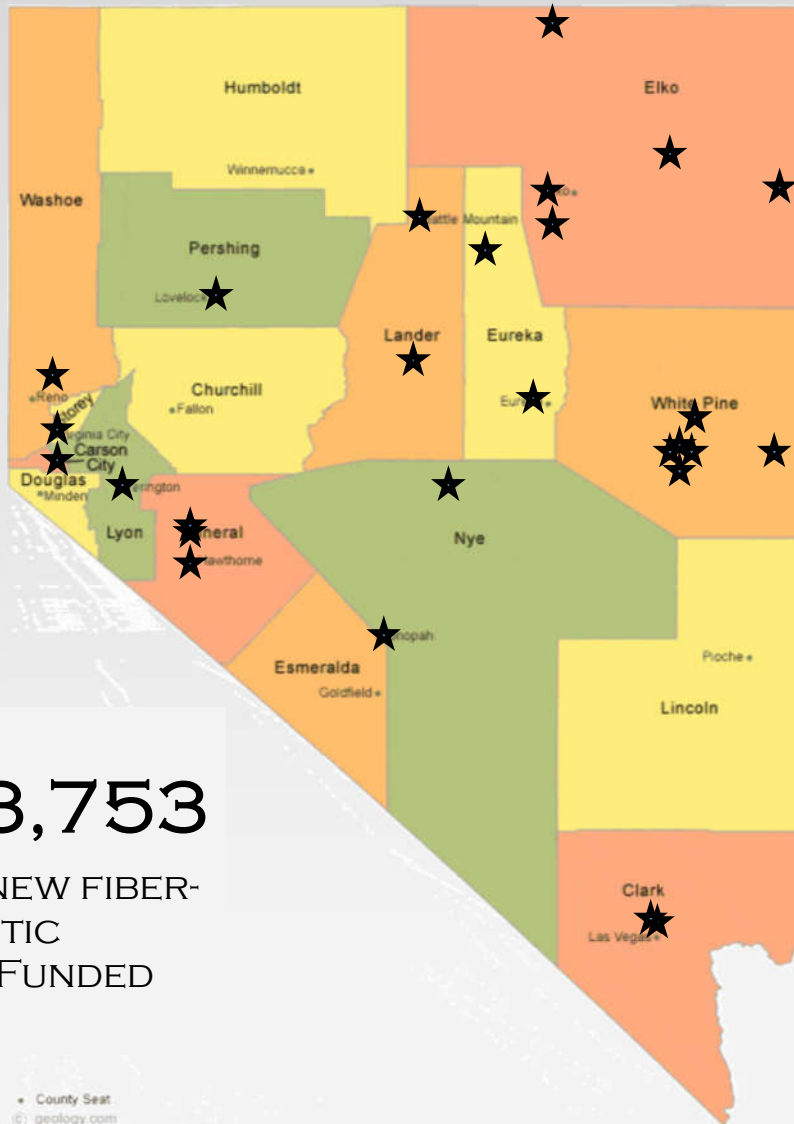
STATEWIDE K-12 AND LIBRARY E-RATE
CONSULTING AND MANAGEMENT
OUTCOMES REPORT 2019-2020



FIBER DEPLOYMENT PROJECTS 2017-2020

\$3,796,838

E-RATE FUNDING FOR NEW FIBER DEPLOYMENT



25

FIBER SPECIAL
CONSTRUCTION
PROJECTS
SINCE 2017

1,643,753

FEET OF NEW FIBER-
OPTIC
CABLE FUNDED

\$2.8M

STATE MATCH &
BROADBAND
GRANTS
FUNDING TO-DATE
FOR
NEW FIBER

Feet of new fiber, federal and state funding statistics includes new fiber construction projects for FY2017—FY2020. All data is based on submitted FCC Forms 471.


**STATEWIDE K-12 AND LIBRARY E-RATE
CONSULTING AND MANAGEMENT
OUTCOMES REPORT 2020**



2020 E-rate Funding by City

Funding by City	2020 Funding Request	Funding by City	2020 Funding Request
AMARGOSA VLY	\$6,479.46	MINDEN	\$435,932.02
AUSTIN	\$9,709.20	NIXON	\$67,884.21
BATTLE MTN	\$72,848.17	NORTH LAS VEGAS	\$177,238.43
BEATTY	\$1,133.46	OWYHEE	\$456,774.55
CARSON CITY	\$622,448.12	PAHRUMP	\$302,227.20
DYER	\$51,294.94	PANACA	\$80,014.33
ELKO	\$385,794.04	PIOCHE	\$7,324.80
ELY	\$202,436.40	RENO	\$1,199,517.20
EUREKA	\$916,752.80	SCHURZ	\$8,391.60
FALLON	\$166,568.35	SPARKS	\$50,351.21
HAWTHORNE	\$27,345.11	TONOPAH	\$6,479.46
HENDERSON	\$164,781.78	VIRGINIA CITY	\$40,682.28
LAS VEGAS	\$5,500,641.38	WINNEMUCCA	\$284,060.58
LOVELOCK	\$26,568.36	YERINGTON	\$933,430.72

Grand Total \$12,205,110.16



Funding includes wide area network circuits, Internet circuits, network equipment and management and maintenance of eligible network equipment.

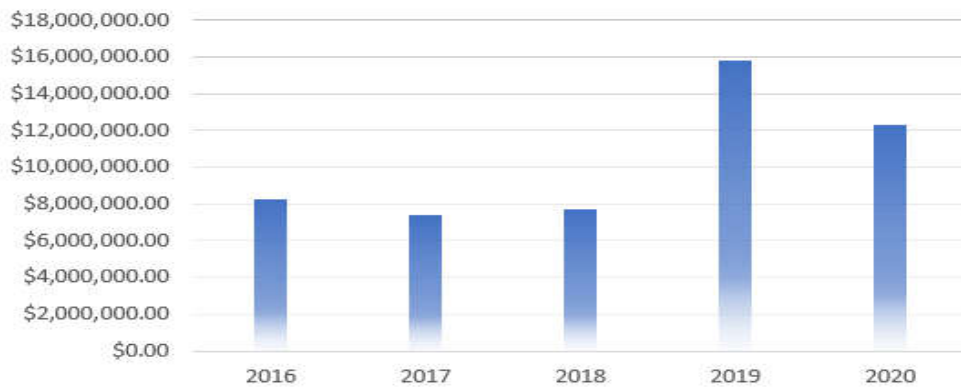
**STATEWIDE K-12 AND LIBRARY E-RATE
CONSULTING AND MANAGEMENT
OUTCOMES REPORT 2019-2020**



Nevada applicants have drawn down \$169,057,121.45 since the inception of the E-rate program in 1998.

Funding Year	2016	2017	2018	2019	2020
Broadband Funding Only	\$5,536,841.80	\$6,405,498.84	\$6,409,042.75	\$7,856,370.45	\$7,531,288.32
All Categories of Funding	\$8,280,481.19	\$7,415,986.54	\$7,724,139.88	\$15,766,034.61	\$12,311,815.27

E-RATE FUNDING BY YEAR



**E-rate Funding
is up
43%
from 2016 to
2020**

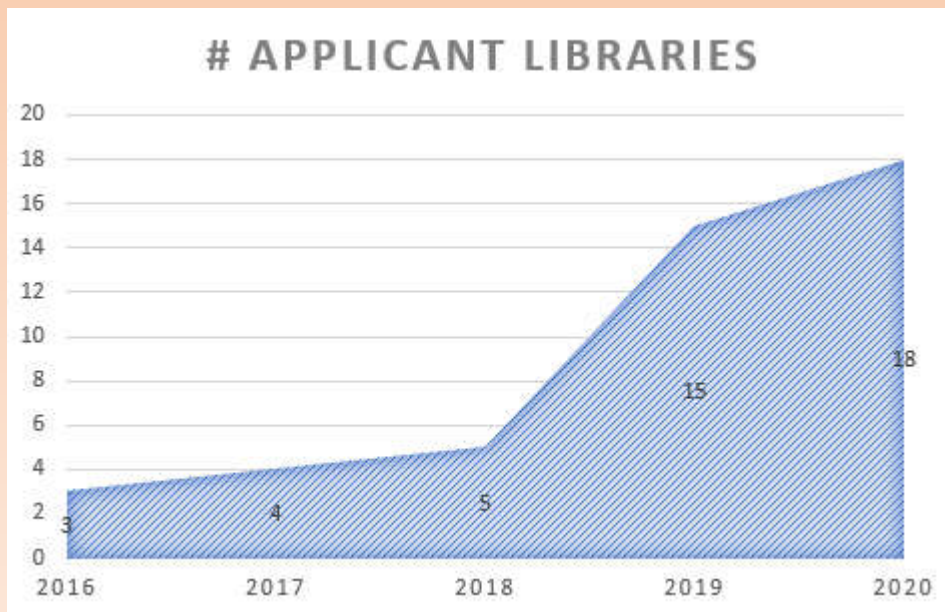
- 2020 funding decisions are on-going. As of 10/22/2020, there is \$9.29M Funded, \$2.9M Pending. Committed amounts represent all eligible E-rate services and equipment.
- Applicants received \$2.3M in E-rate funding in 2016 compared to \$12.3M in 2020.

STATEWIDE K-12 AND LIBRARY E-RATE
CONSULTING AND MANAGEMENT
OUTCOMES REPORT 2019-2020



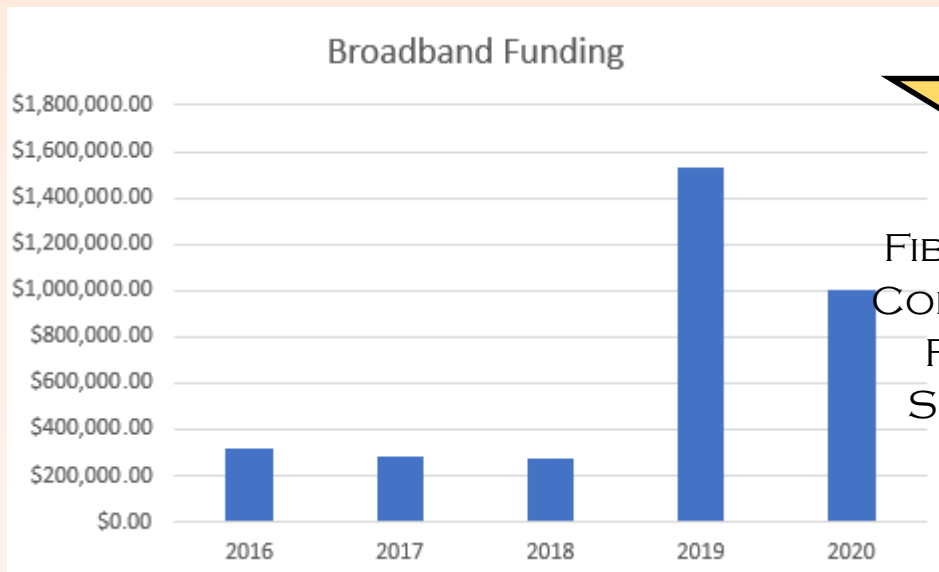
LIBRARY PARTICIPATION 2016–2020

500% INCREASE IN LIBRARY DISTRICT PARTICIPATION



55

LIBRARIES RECEIVED \$999.640.07 IN E-RATE FUNDING IN 2020



FIBER SPECIAL
CONSTRUCTION
PROJECTS
SINCE 2016